

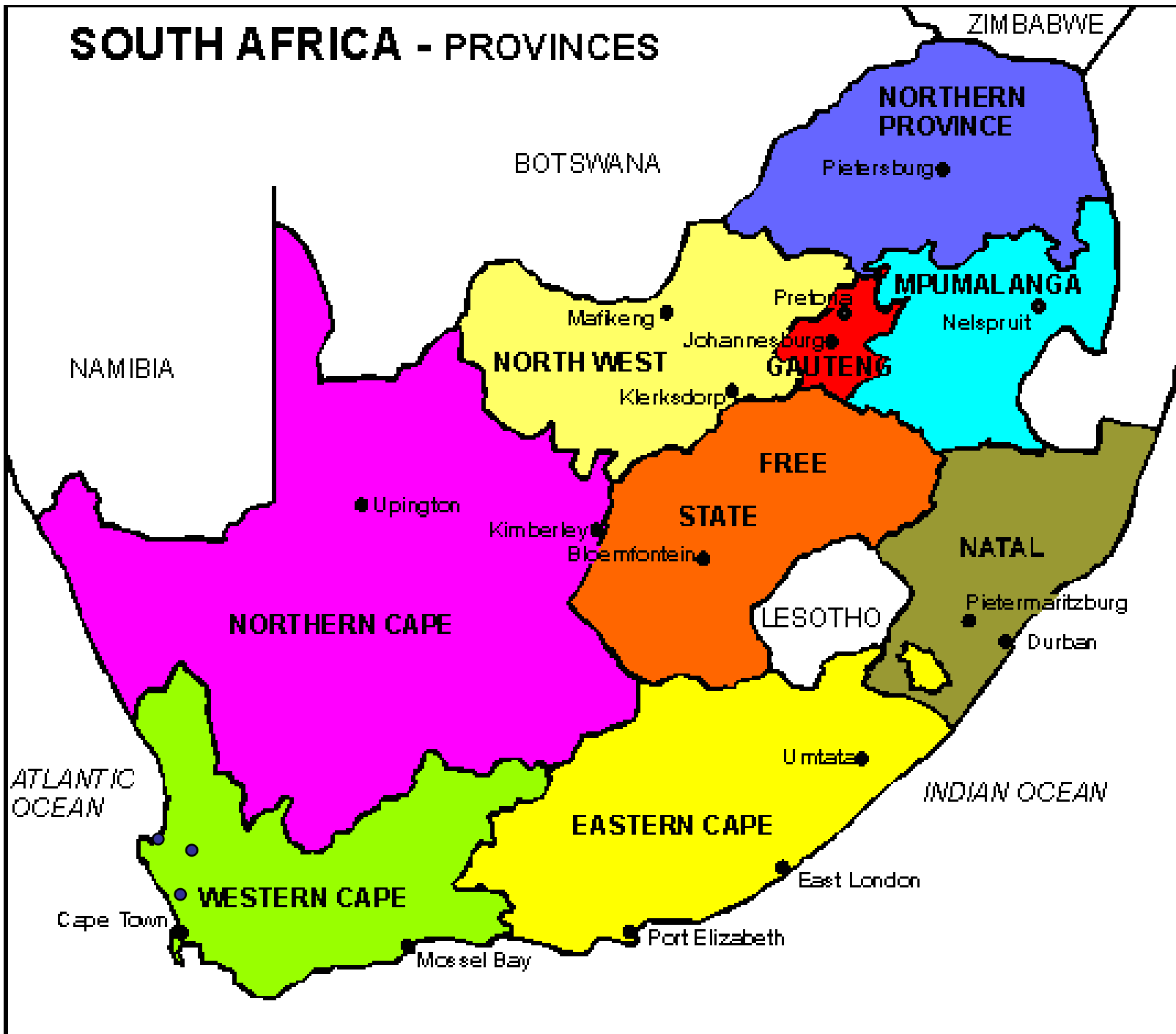


'Barriers to Access' – *Notes from the Field*

Fiona Larkan, PhD
Research Associate
Combat Diseases of Poverty Consortium
National University of Ireland (NUI) Maynooth

Funded by Irish Aid

SOUTH AFRICA - PROVINCES





AR Treatment Data, SA

- People with HIV (prevalence) - 5.4 million
(South African DoH 2007)
- People on antiretroviral treatment in the public health system - 371,000
(SA Report for UNGASS, Nov. 2007)



AR Treatment Data, WC

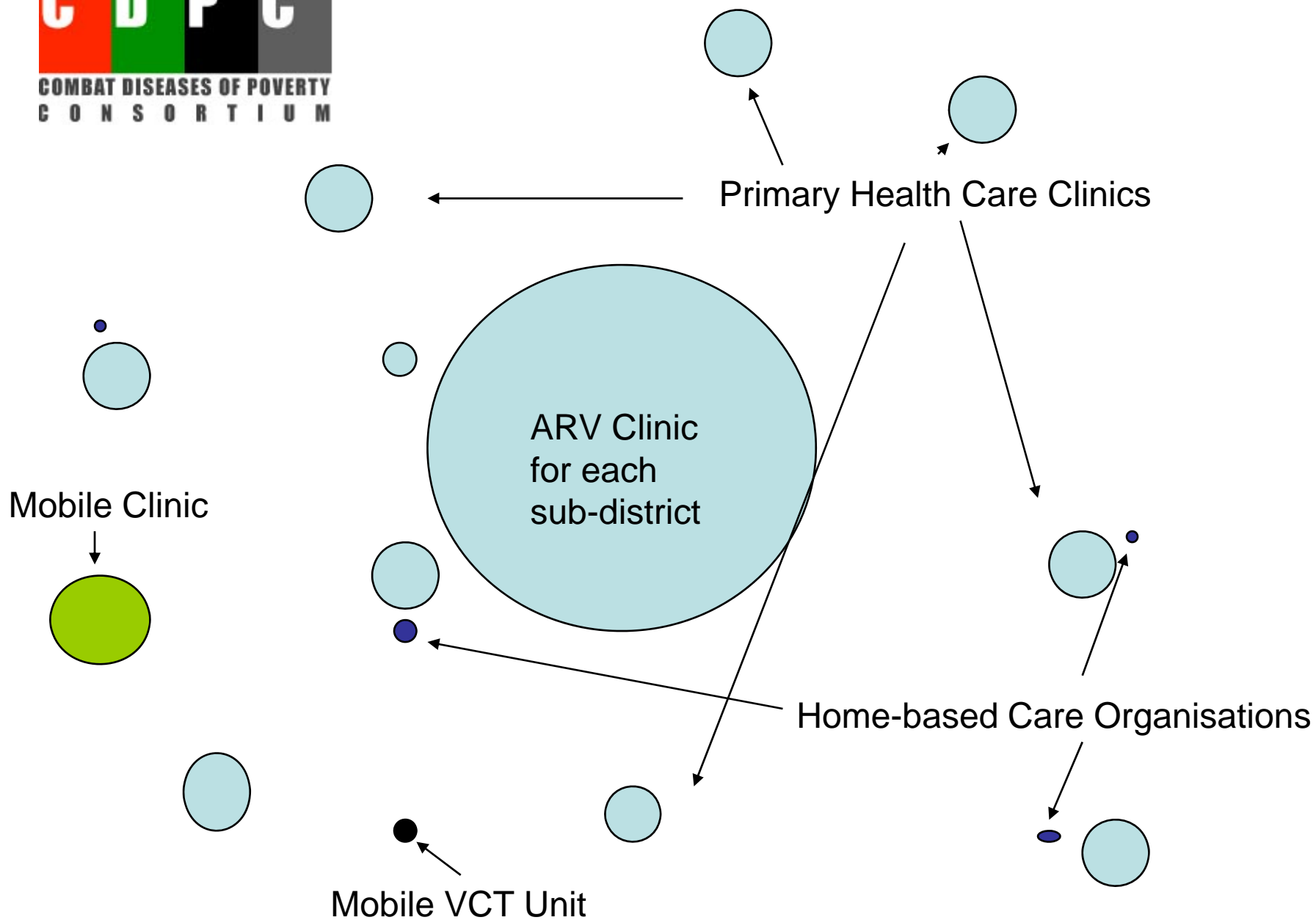
- Population of Western Cape Province – 4.8 million (Statistics South Africa, 2007)
- People with HIV in Western Cape -15.2% (n.729,600) (Ante-natal prevalence studies)
- People in Western Cape Province on treatment 48,828 (Western Cape DoH, Nov. 2008).

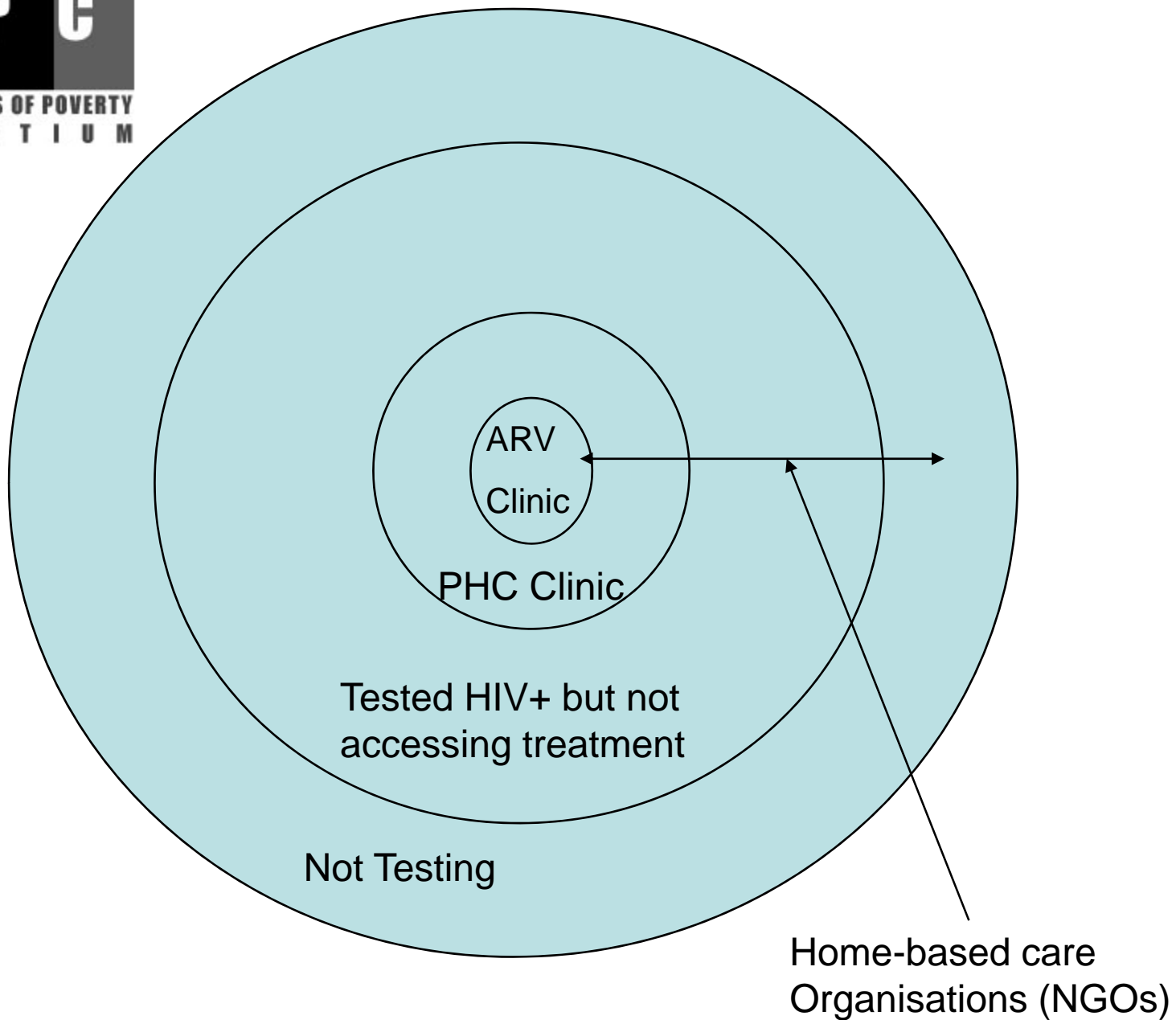
Western Cape Province, in contrast to the other eight provinces, does keep accurate records.



AR Treatment Data, W.C.

No. of patients on ARVs as at end Nov '08 (at project sites)						
Facility	New Adult	New Child	New All	Total Adult	Total Child	Total All
Vredenberg	18	2	20	335	25	360
Atlantis	3	0	3	210	16	226
Malmesbury	11	0	11	386	27	413







Pilot Study Demographics

- Females 12
- Males 6
- Average Age 39.4
- **Employment**
- Full-time 8/18
- Casual/Part-time/Informal 3/18
- Retired 2/18
- Prisoner 1/18
- Unemployed 4/18
- Average no. of months since tested: 43.5
- Average no. of months on ARVs: 24.3



Barriers to Access

- Structural
 - Political will and leadership
- Infrastructural
 - Clinic capacities
 - Staff difficulties
 - Stigma
 - Resentment
- Within communities
 - Stigma



Barriers to Access

- Amongst Patients
 - Social problems
 - Complications with treatment
 - Employment difficulties
 - Transport
 - Treatment Fatigue
 - Alternative Treatments
 - Faith healers
 - Traditional healers
 - Misuse of medication